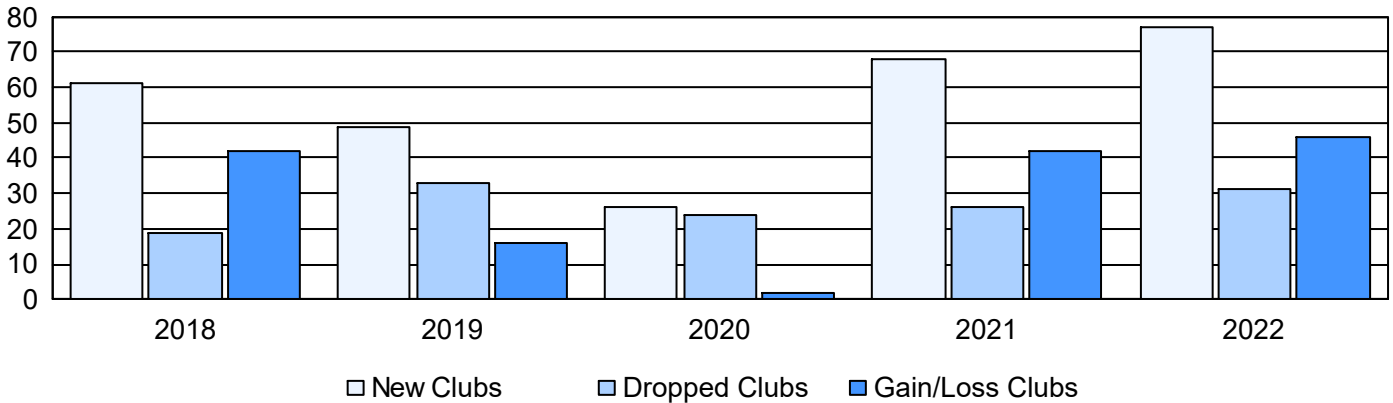
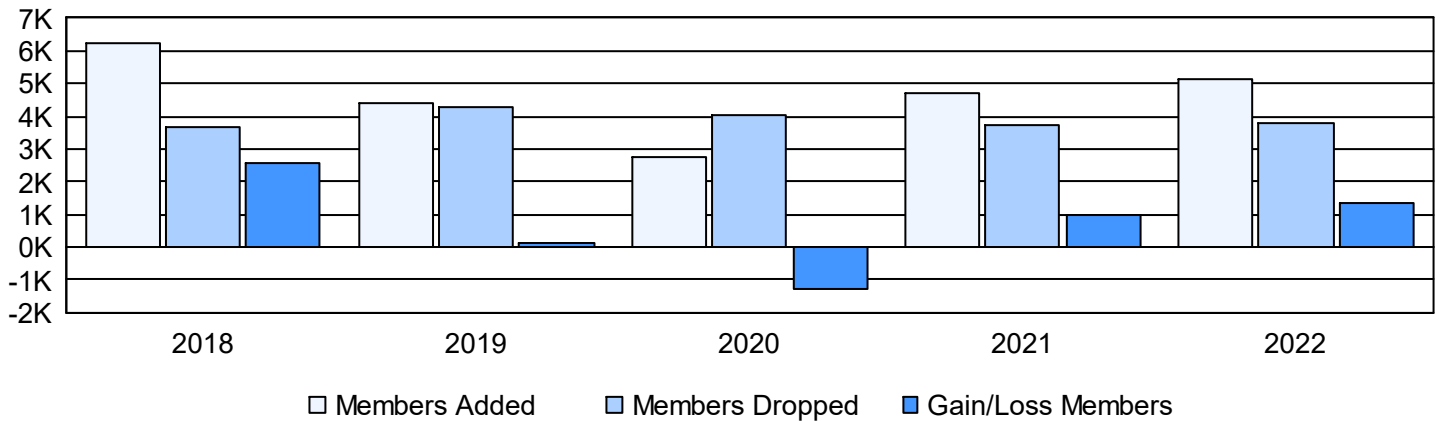


Year	New Clubs	Dropped Clubs	Gain/ Loss Clubs	New Members	Charter Members	Reinstate Members	Transfer Members	Total Member Added	Total Members Dropped	Gain/ Loss Members
2017-2018	61	19	42	4,005	1,787	402	27	6,221	3,672	2,549
2018-2019	49	33	16	2,518	1,465	430	13	4,426	4,283	143
2019-2020	26	24	2	1,638	820	245	25	2,728	4,019	-1,291
2020-2021	68	26	42	2,470	1,896	287	48	4,701	3,720	981
2021-2022	77	31	46	2,647	2,165	303	30	5,145	3,781	1,364
<b>Average</b>	<b>56</b>	<b>27</b>	<b>30</b>	<b>2,656</b>	<b>1,627</b>	<b>333</b>	<b>29</b>	<b>4,644</b>	<b>3,895</b>	<b>749</b>

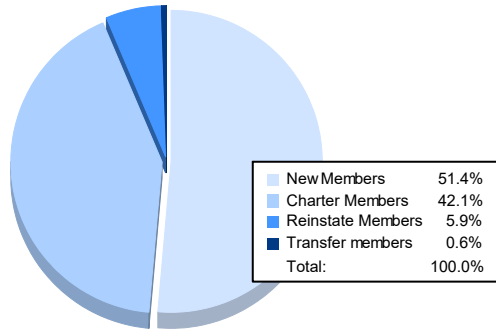
### Clubs



### Members



### Membership Composition June 2022 Cumulative



### Gender Composition June 2022 Cumulative

